

**PARLIAMENT OF THE
PROVINCE OF THE
WESTERN CAPE**

=====

QUESTION PAPER

WRITTEN REPLY

=====

Note: * Indicates translated version.

FRIDAY, 13 JUNE 2025

42. Mr F Kamfer to ask Mr J J Londt Minister of Social Development:

In respect of food insecurity:

- (1) (a) What is the current estimated prevalence of food insecurity in the province, (b) how has this changed over the past five years, (c) what are the primary drivers of food insecurity in the province;
- (2) whether there are any seasonal fluctuations in food insecurity, particularly in rural and farming communities; if so, what are the relevant details;
- (3) what is the detailed breakdown of the number of households experiencing food insecurity in the province, including a demographic breakdown, including (a) race; (b) income levels, (c) number of households earning below the food poverty line, (d) employment status, (e) number of social grant dependency, (f) unemployed, (g) those employed in the informal sector?

Minister of Social Development to respond in a written reply:

The Department of Social Development uses the annual Statistics South Africa General Household Survey (GHS) to measure the prevalence and the trends in food security over time. The GHS is a sample survey conducted on an annual basis. Due to the sample size, it is only possible to determine the prevalence and trends at a Provincial level. In this response, the GHS of 2020, 2021, 2022, 2023 and 2024 have been used. The GHS of 2024 being the latest available data. All the data presented below is for the Western Cape.

(1)(a) What is the current estimated prevalence of food insecurity in the province

There are a number of questions on food security in the GHS 2024 questionnaire. This response focuses on five of the questions. All household responses to the GHS questions are self-reported and not assessed by the enumerator.

A) In the past 12 months, did any adult (18 years and above) in this household go hungry because there wasn't enough food?

Response	Frequency	Percent
Never	1 744 377	79.5
Seldom	114 373	5.2
Sometimes	249 763	11.4
Often	59 717	2.7
Always	11 967	0.5
Not applicable (no adults in household)	15 224	0.7
Total	2 195 420	100.0

B) In the past 12 months, did any child (17 years or younger) in this household go hungry because there wasn't enough food?

Response	Frequency	Percent
Never	1 014 878	46.2
Seldom	80 135	3.7
Sometimes	142 078	6.5
Often	31 451	1.4
Always	10 969	0.5
Not applicable (no children in household)	915 909	41.7
Total	2 195 420	100.0

C) During the last 12 MONTHS, was there a time when you or others in your household had to skip a meal because there was not enough money or other resources to get food?

Response	Frequency	Percent
Yes	368 023	16.8
No	1 825 566	83.2
Unspecified	1 831	0.1
Total	2 195 420	100.0

D) During the last 12 MONTHS, was there a time when your household ran out of food because of a lack of money or other resources?

Response	Frequency	Percent
Yes	330 527	15.1
No	1 864 894	84.9
Total	2 195 420	100.0

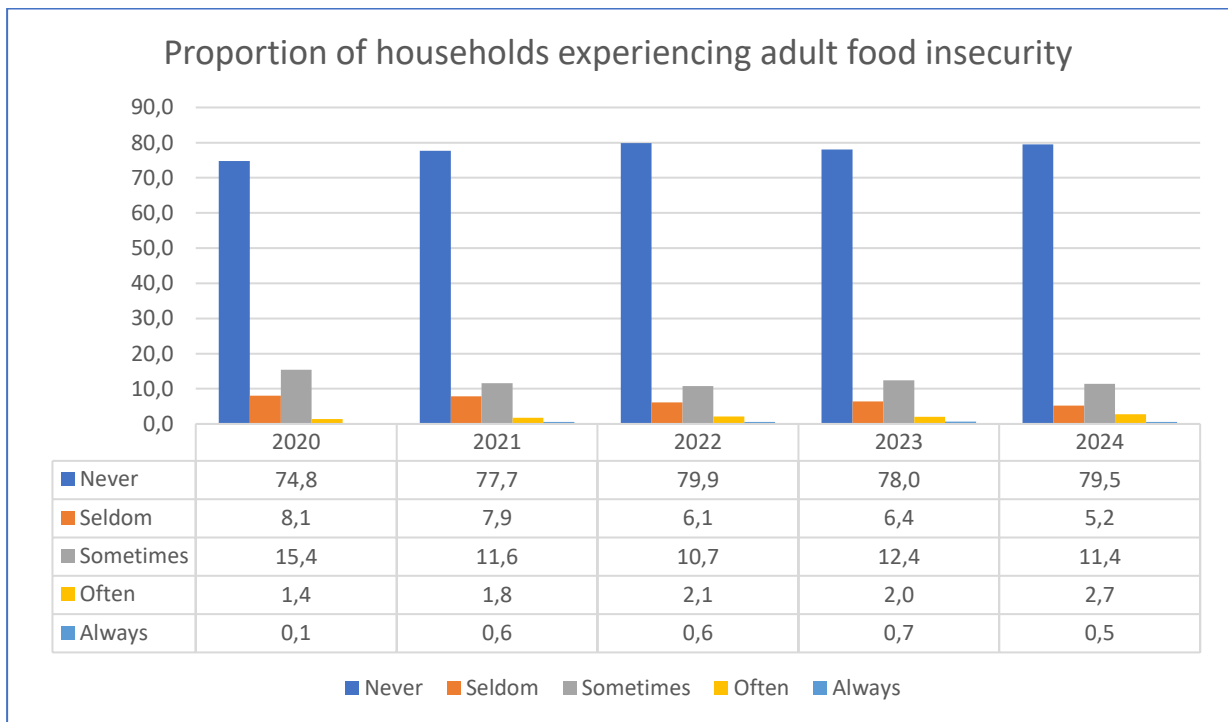
- E) During the last 12 MONTHS, was there a time when you or others in your household were hungry but did not eat because there was not enough money or other resources for food?

Response	Frequency	Percent
Yes	219 941	10.0
No	1 975 480	90.0
Total	2 195 420	100.0

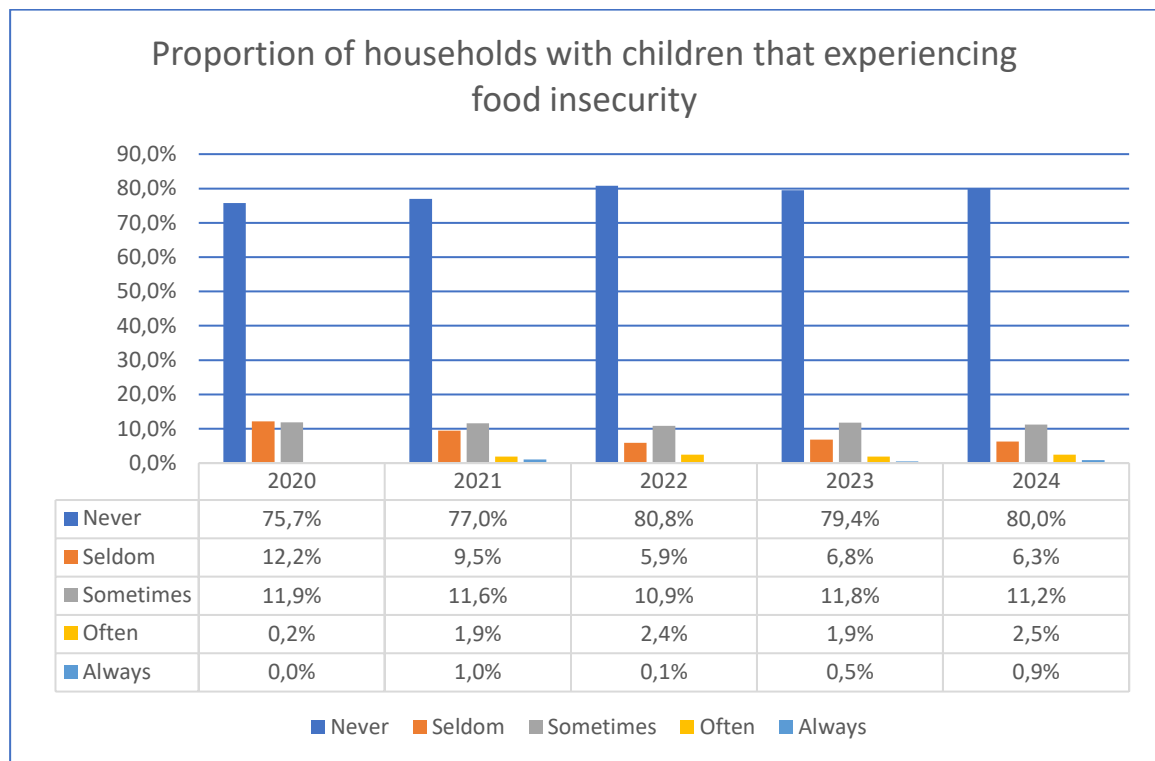
(1)(b) how has this changed over the past five years,

There are a number of questions on food security in the GHS questionnaire. This response focuses on five of the questions. The same questions are not necessarily asked each year, so some responses below only have a three-year trend and not five years. The percentages do not all total up to 100% due to rounding and instances where some households did not respond to the question. All household responses to the GHS questions are self-reported and not assessed by the enumerator.

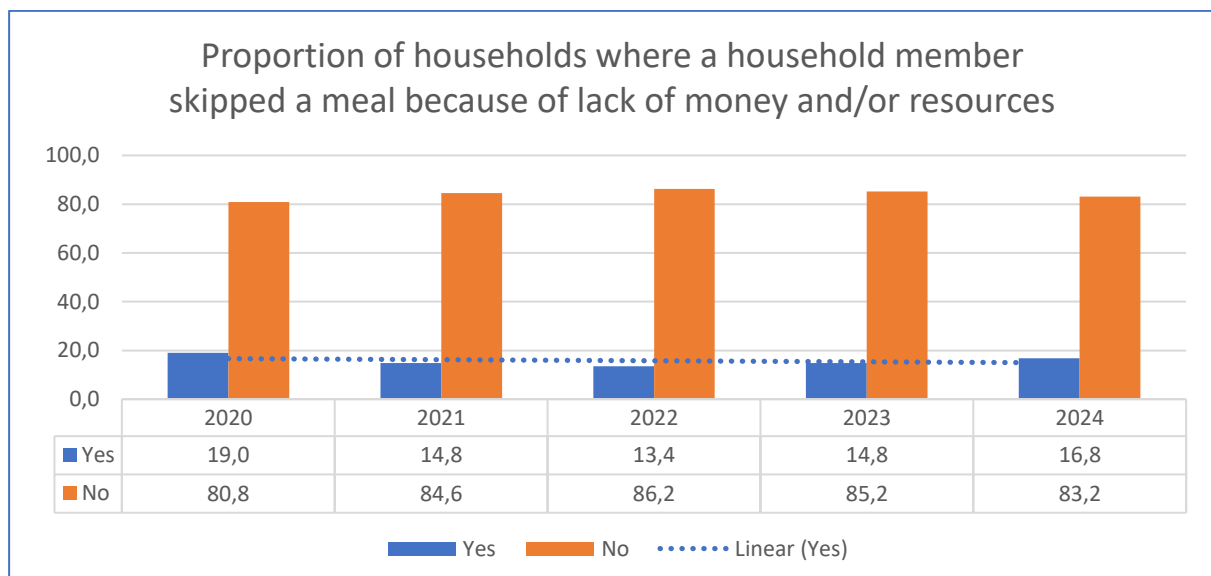
- A) In the past 12 months, did any adult (18 years and above) in this household go hungry because there wasn't enough food?



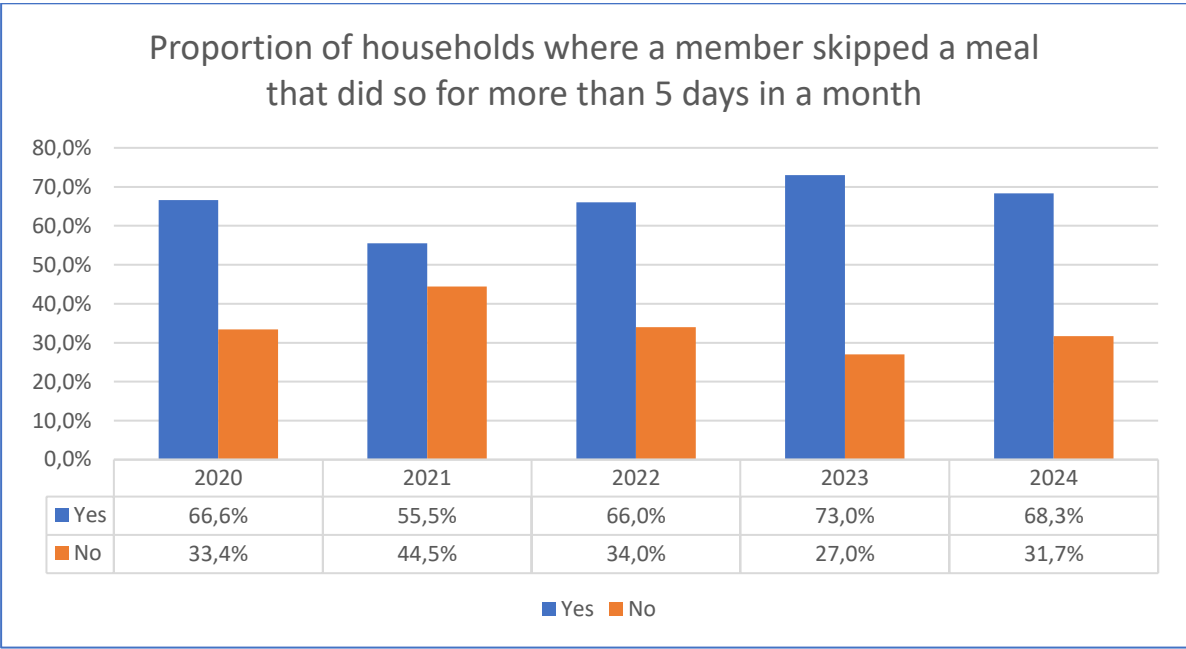
B) In the past 12 months, did any child (17 years or younger) in this household go hungry because there wasn't enough food?



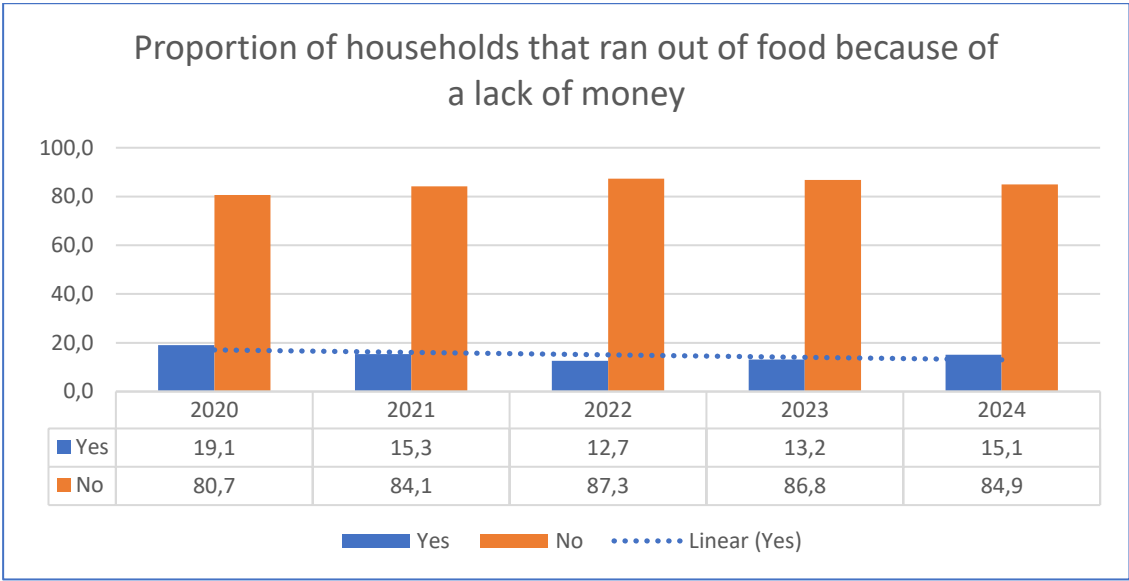
C) During the last 12 MONTHS, was there a time when you or others in your household had to skip a meal because there was not enough money or other resources to get food?



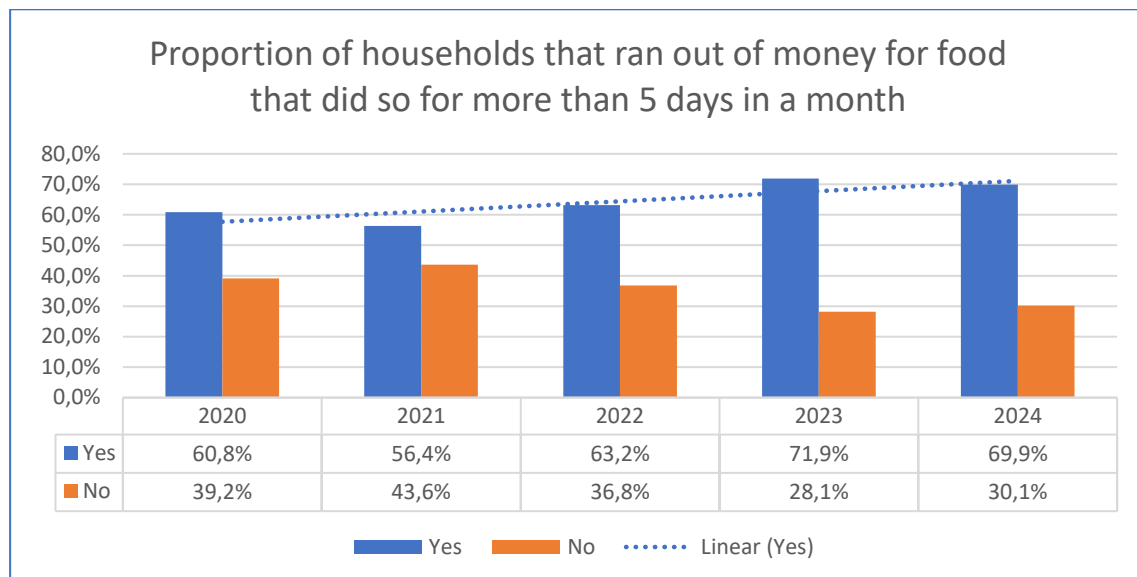
Asked of those responding "Yes" above: Has it happened 5 or more days in the past 30 days that a household member has skipped a meal?



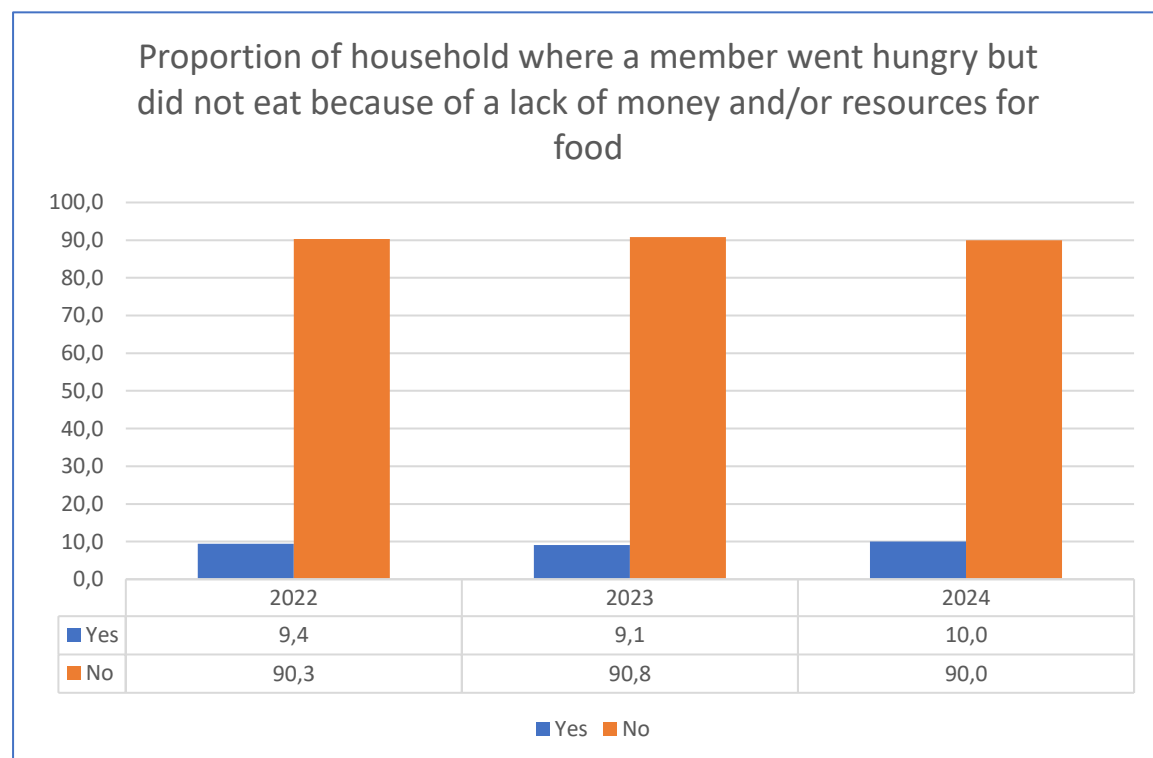
D) During the last 12 MONTHS, was there a time when your household ran out of food because of a lack of money or other resources?



Asked of those responding "Yes" above: Has it happened 5 or more days in the past 30 days that the household ran out of money to buy food?



- E) During the last 12 MONTHS, was there a time when you or others in your household were hungry but did not eat because there was not enough money or other resources for food?



(1)(c) what are the primary drivers of food insecurity in the province;

The GHS does not provide any data on the drivers of food insecurity in the province.

(2) whether there are any seasonal fluctuations in food insecurity, particularly in rural and farming communities; if so, what are the relevant details;

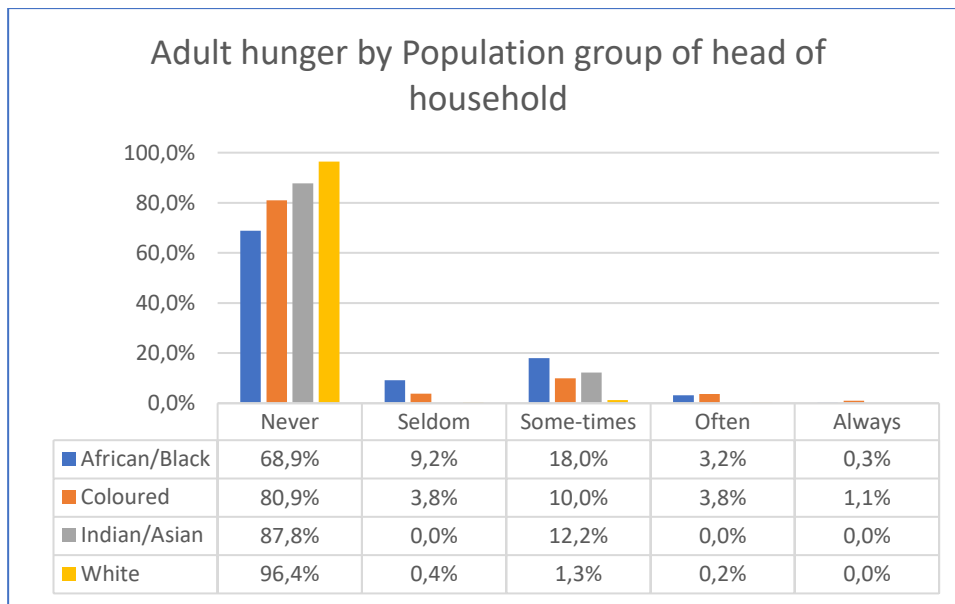
The GHS is an annual survey and does not provide any data to measure seasonal fluctuations in food security.

(3) what is the detailed breakdown of the number of households experiencing food insecurity in the province, including a demographic breakdown, including

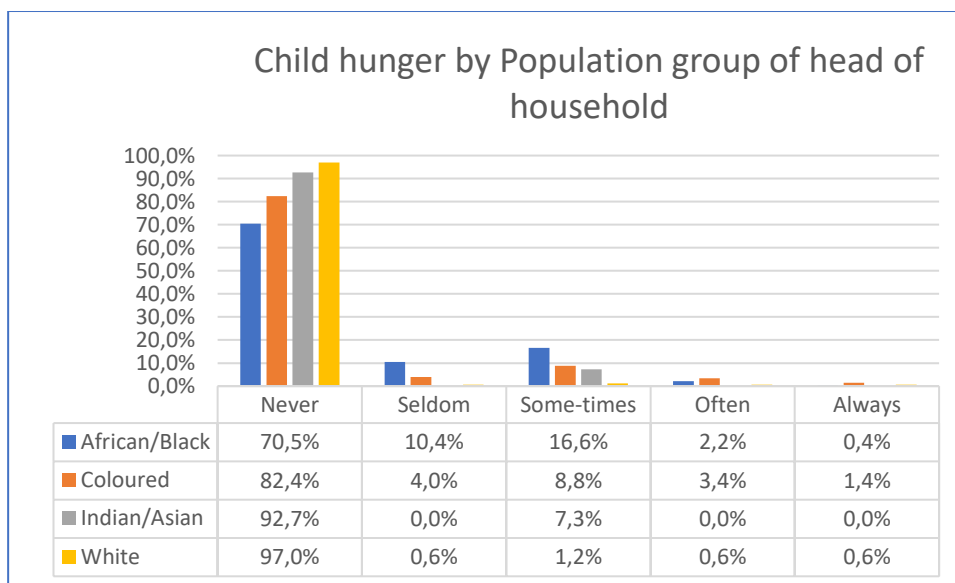
There are a number of questions on food security in the GHS questionnaire. This response focuses on five of the questions cross-tabulated by demographic variables. The same questions are not necessarily asked each year, so some questions only have a three-year trend and not five years. The percentages do not all total up to 100% due to rounding and instances where some households did not respond to the question. All household responses to the GHS questions are self-reported and not assessed by the enumerator.

(3)(a) race;

A) In the past 12 months, did any adult (18 years and above) in this household go hungry because there wasn't enough food?



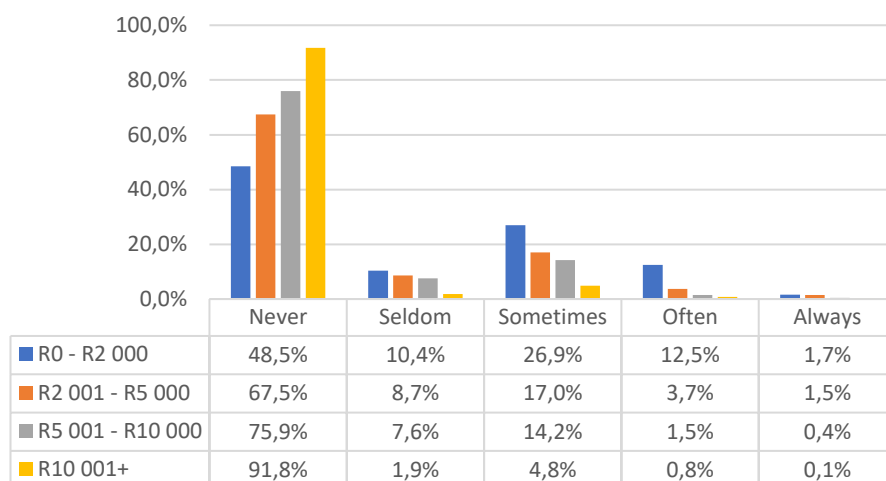
B) In the past 12 months, did any child (17 years or younger) in this household go hungry because there wasn't enough food?



(3)(b) income levels,

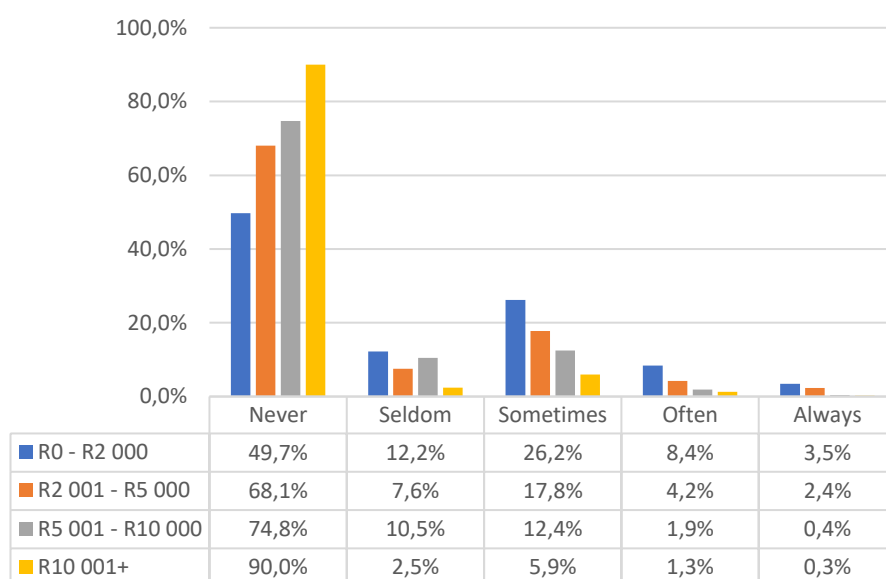
A) In the past 12 months, did any adult (18 years and above) in this household go hungry because there wasn't enough food?

Adult hunger by Household Income per month



B) In the past 12 months, did any child (17 years or younger) in this household go hungry because there wasn't enough food?

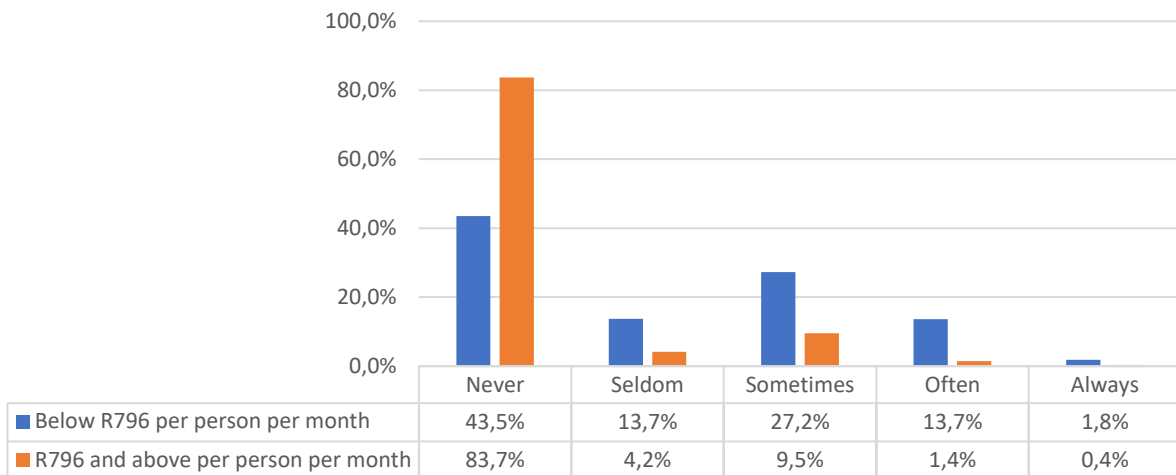
Child hunger by Household Income per month



(3)(c) number of households earning below the food poverty line,

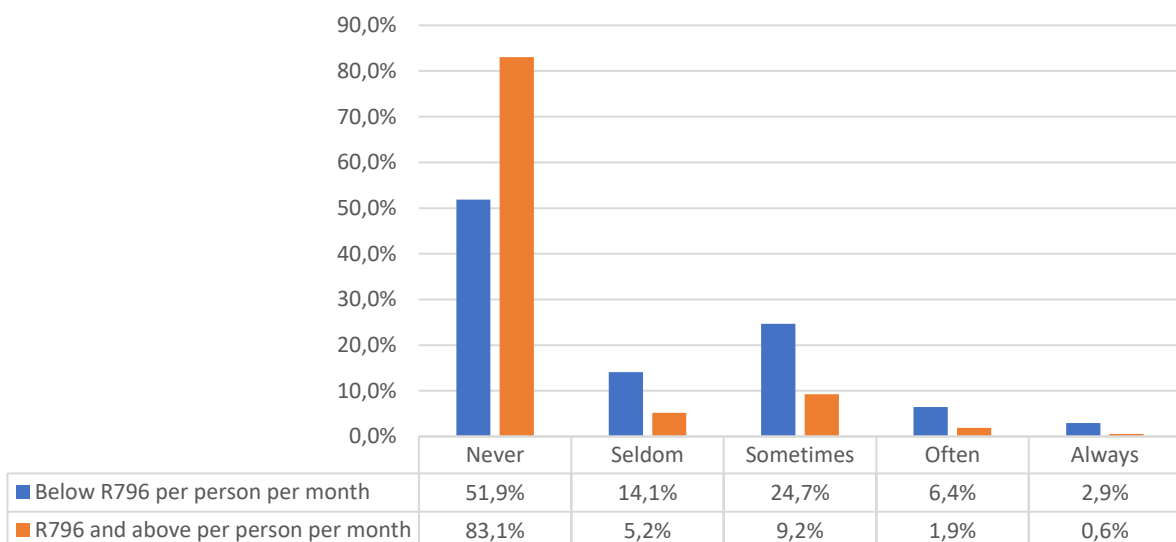
A) In the past 12 months, did any adult (18 years and above) in this household go hungry because there wasn't enough food?

Adult hunger in households living below the food poverty line



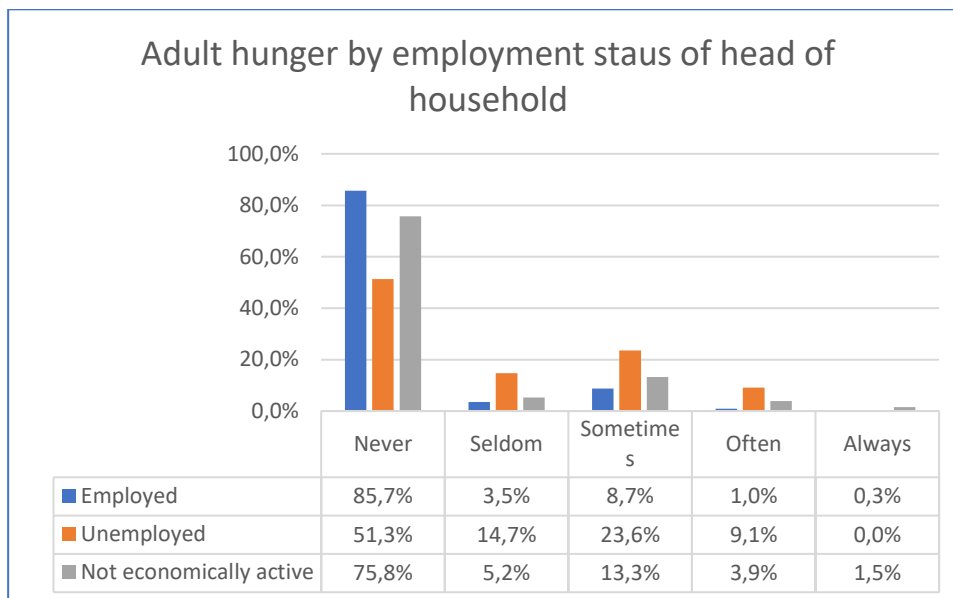
B) In the past 12 months, did any child (17 years or younger) in this household go hungry because there wasn't enough food?

Child hunger in households with children below the food poverty line

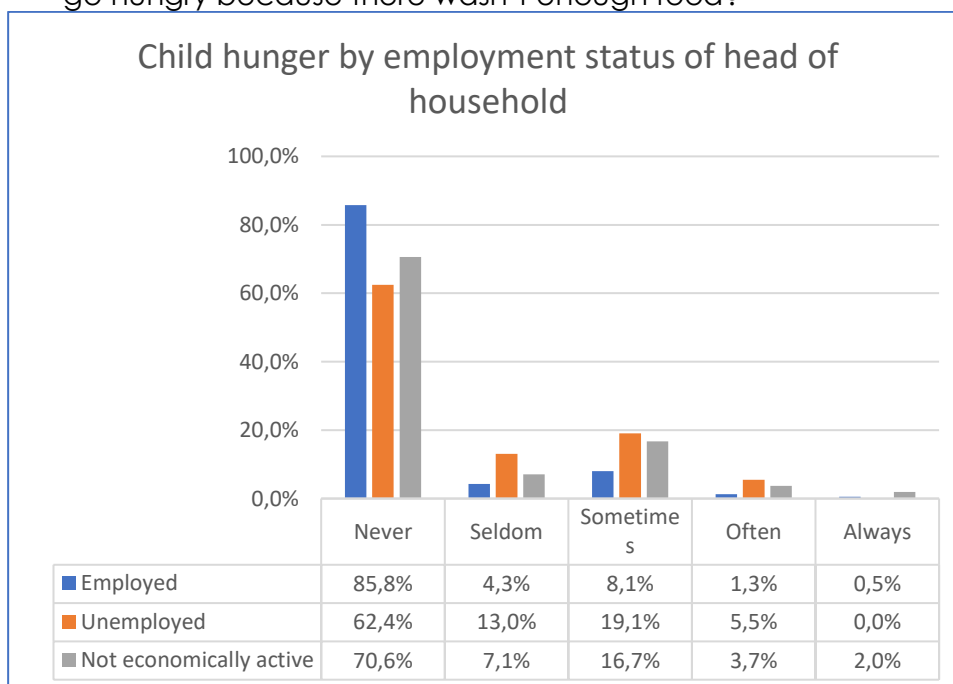


(3)(d) employment status,

A) In the past 12 months, did any adult (18 years and above) in this household go hungry because there wasn't enough food?



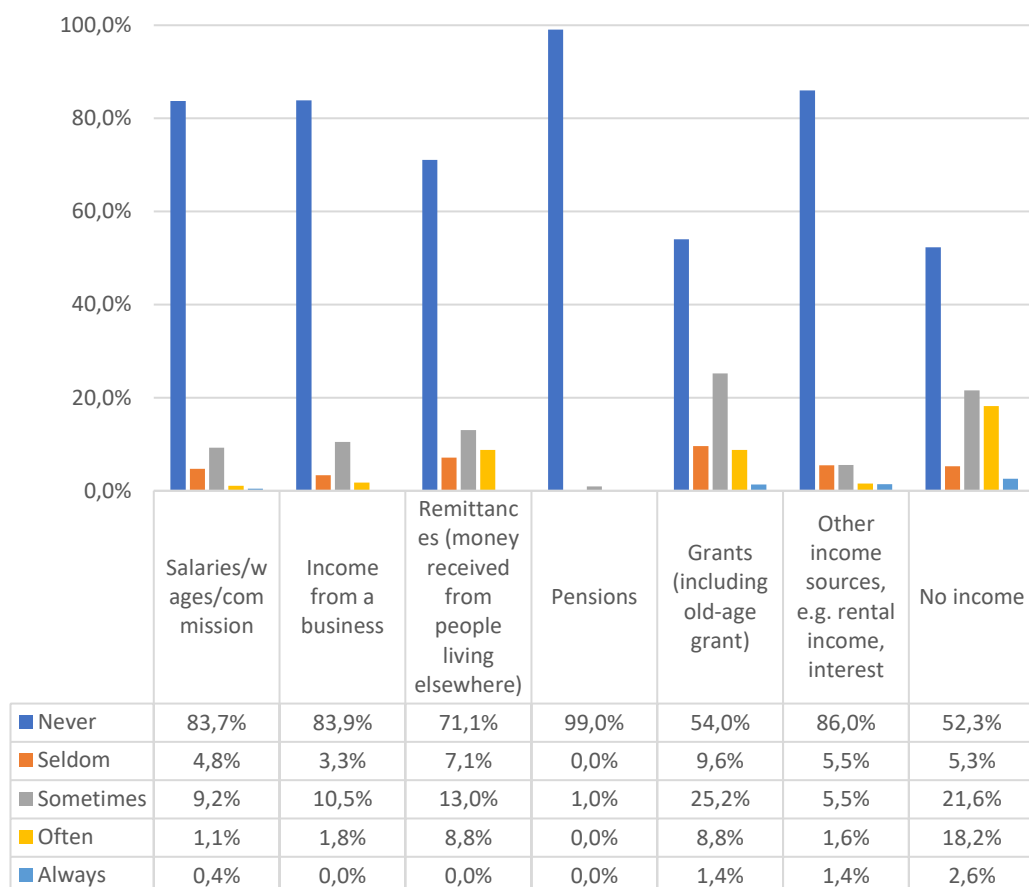
- B) In the past 12 months, did any child (17 years or younger) in this household go hungry because there wasn't enough food?



(3)(e) number of social grant dependency,

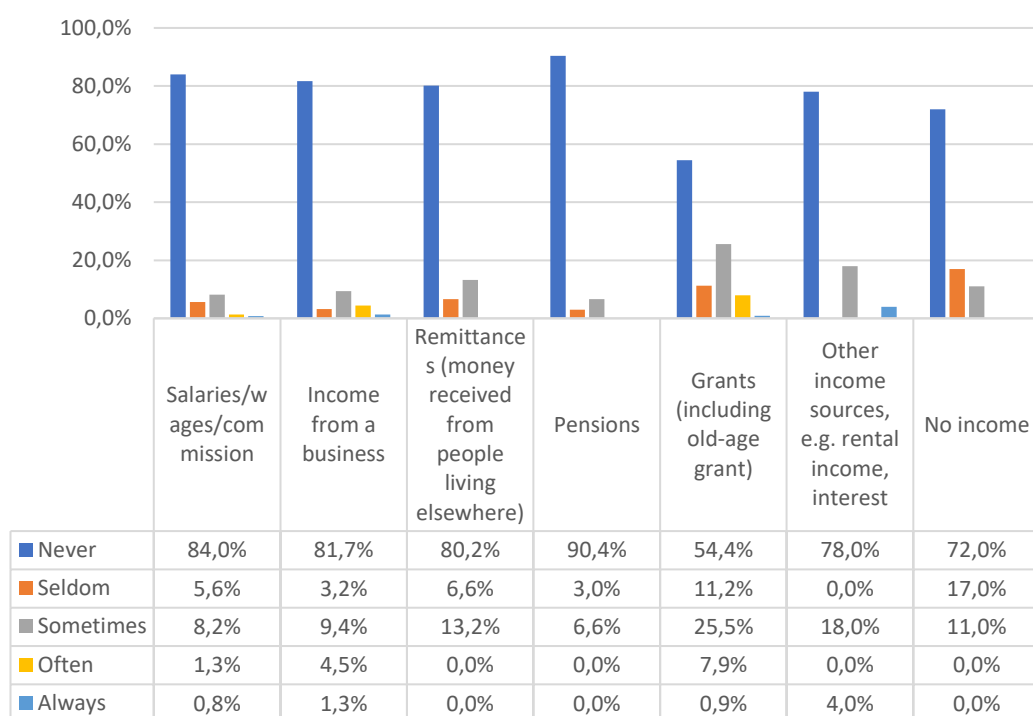
- A) In the past 12 months, did any adult (18 years and above) in this household go hungry because there wasn't enough food?

Adult Hunger by main source of household income



B) In the past 12 months, did any child (17 years or younger) in this household go hungry because there wasn't enough food?

Child hunger by main source of household income



(3)(f) unemployed,

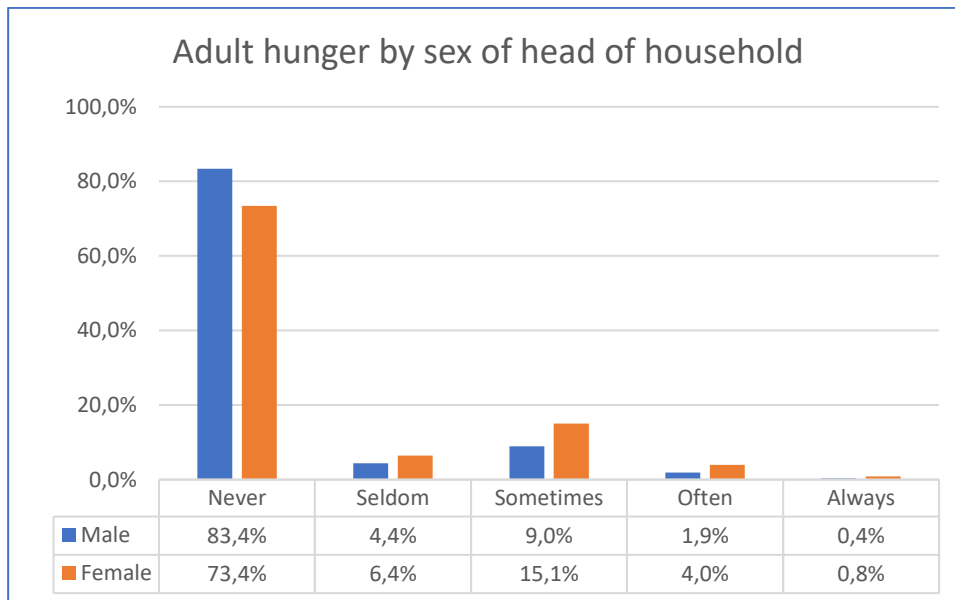
The information is included in (3)(d) above.

(3)(g) those employed in the informal sector?

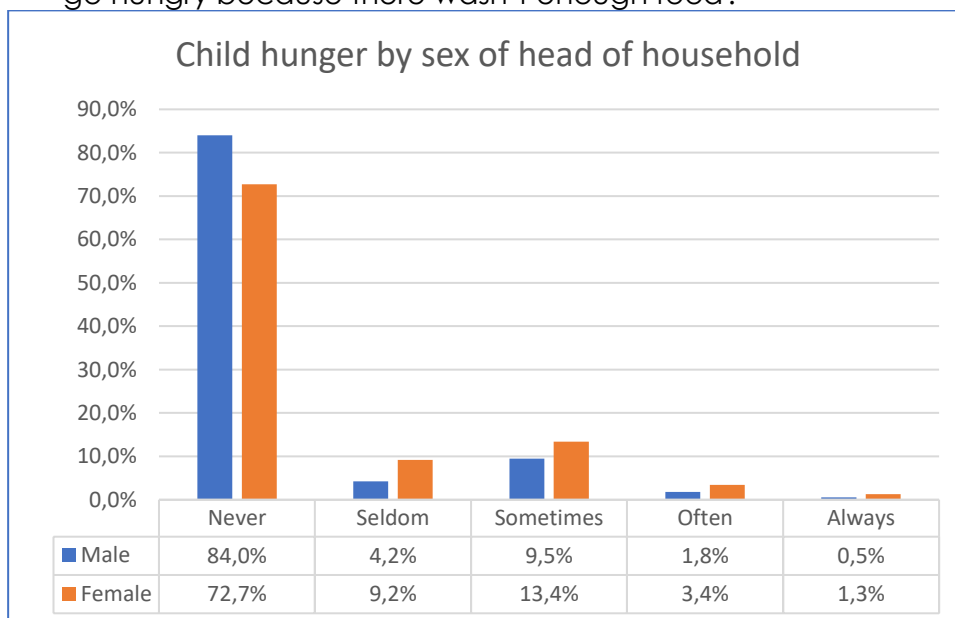
The GHS does not provide this information.

(3)(h) sex

- A) In the past 12 months, did any adult (18 years and above) in this household go hungry because there wasn't enough food?

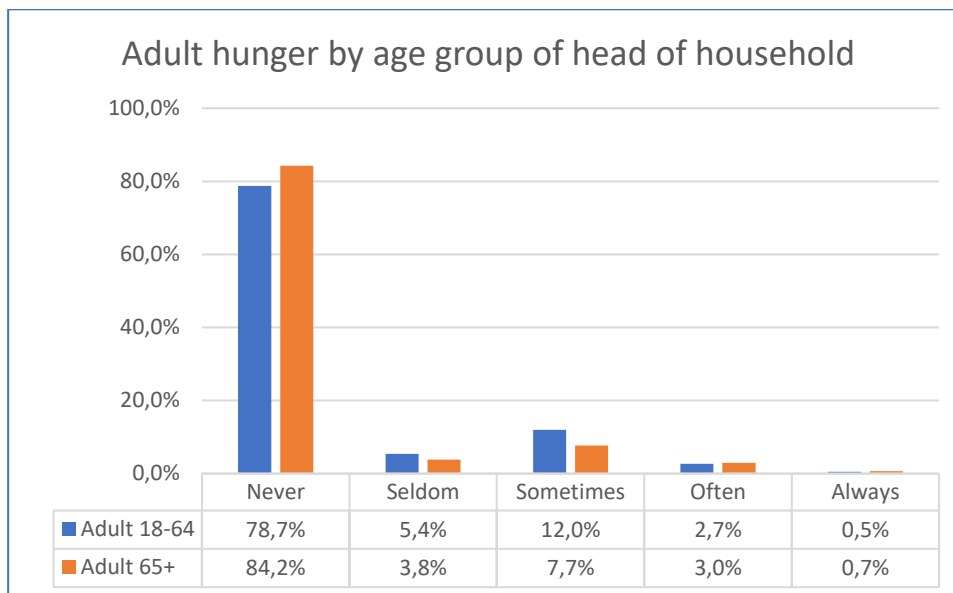


- B) In the past 12 months, did any child (17 years or younger) in this household go hungry because there wasn't enough food?

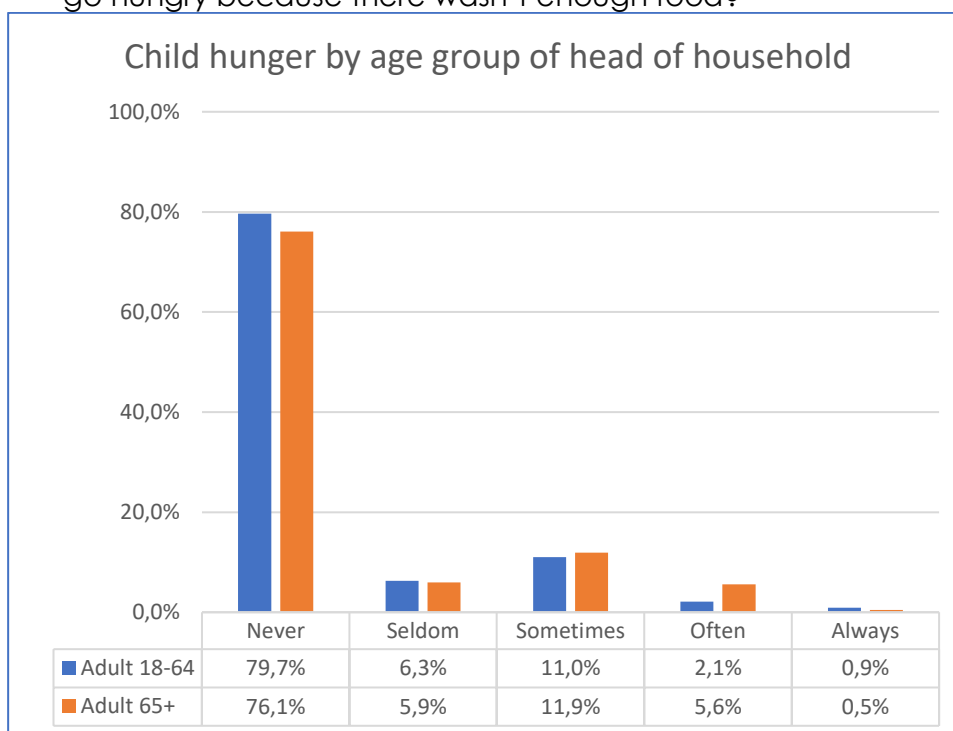


(3)(i) Age group

- A) In the past 12 months, did any adult (18 years and above) in this household go hungry because there wasn't enough food?



B) In the past 12 months, did any child (17 years or younger) in this household go hungry because there wasn't enough food?



(298)

PLEASE NOTE: The replies to the questions in this Question Paper are due on 30 June 2025. Should the replies not be submitted before or on the deadline, the Members have the right to have the questions transferred to the Question Paper for oral reply in accordance with Rule 206.